


# AUTOMATIC CONDENSATE DRAIN – AOK 20SS

## DESCRIPTION

AOK 20SS has been developed for fully automatic discharging of condensate or any other non-aggressive fluid from compressed air<sup>(1)</sup> system. The unit can be installed as external drain on any application specified below. Condensate accumulates in the stainless steel reservoir and when the level is high enough condensate is being discharged from the system without any air losses. Direct acting valve is operated by precise level controlled floater which assures reliable and efficient operation. Thanks to robust stainless steel housing AOK 20SS is suitable for heavy duty applications. On front side AOK 20SS is also equipped with separate manual drain or venting.



## APPLICATIONS<sup>(2)</sup>

- Air Compressor (piston or screw)
- After-cooler
- Cyclone condensate separator
- Pressure vessel/Air tank
- Air dryer
- Air filter

<sup>(1)</sup>For any other technical gas please contact us or your local dealer

<sup>(2)</sup>AOK 20SS can be used in variety of applications. For applications not listed please contact us or your local dealer.

## TECHNICAL SPECIFICATION

Operating temperature	1,5 - 120 °C	35 – 248 °F
Operating pressure	0 - 20 bar(g)	0 - 290 psi
Minimum recommended operating pressure	1,5bar (g)	21,8 psi
Operating media	Condensate (air, water, oil); Non-aggressive	
Nominal discharge capacity	167 l/h (at 7barg)	252 l/h(at 16barg)
Discharge orifice cross cection	1,8mm	0,0708 inch
Inlet connection	G ½" (NPT on request)	
Outlet connection	G ½" (NPT on request)	
Reservoir volume	0,4 l	
Weight	5,835 kg	
Valve type	Direct acting, Normally closed	

## MATERIALS

Housing material	Stainless steel 1.4404
Fittings, Screws	Stainless steel 1.4404
Floater	Stainless steel 1.4404
Sealing	FKM

### CAPACITY

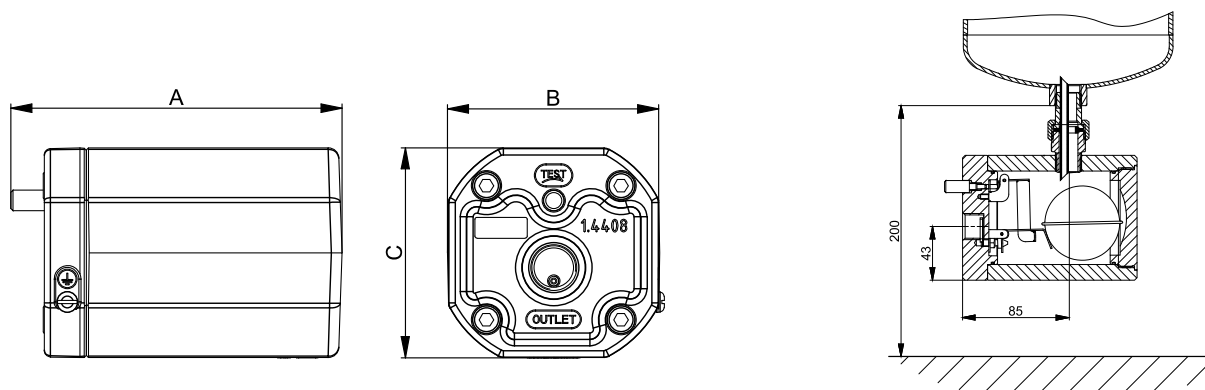
	Northern Europe, Canada, Central Asia	Rest of the world	Moist tropical and subtropical regions
Peak compressor capacity [m3/min]	114,4	96,2	59,8
Peak dryer capacity [m3/min]	241,3	193,7	120,6
Peak filter capacity [m3/min]	1196	967,2	603,2

The amount of condensed water in compressed air system depends mainly on outside air temperature. Above specified flows refer to discharge capacity at operating pressure 7 barg.

### CALCULATION OF CAPACITY

For rough calculation of discharge capacity at certain pressure use following equation:

$$Q = 63 \cdot \sqrt{\Delta p} \quad \text{Example: if operating at 7 barg; } Q = 63 \cdot \sqrt{7} = 166,7 \text{ l/h}$$



### PRESSURE EQUIPMENT DIRECTIVE PED 97/23/CE (Fluid group 2)

Product type	Category, module
AOK 20SS	Not required

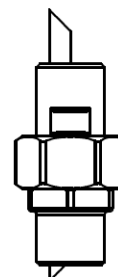
### MAINTENANCE

Once per year make a visual check of the drain and make sure there is no visual damage or leakage. Clean interior of the reservoir regularly. Intervals of cleaning depend on contamination of condensate. Replace the sealings if necessary.


### RECCOMENDATIONS

- We recommend the use of ball valve between pressure vessel and inlet connection.
- We recommend the use of strainer element between pressure vessel and inlet connection.
- We recommend the use of nipple with venting tube to avoid generation of air bubbles. Nipple is screwed in inlet connection.

Condensate discharged from compressed air system contains significant amounts of lubricant oil. We strongly recommend connecting AOK 20SS to oil water separator. In most countries content of oil in waste water is regulated by law.



INFORMATION IN THIS DOCUMENT IS SUBJECT TO CHANGE WITHOUT NOTICE

	Our quality management system is certified by BUREAU VERITAS in conformity with ISO 9001:2015 Reg. number: 200285	
---	--	--